
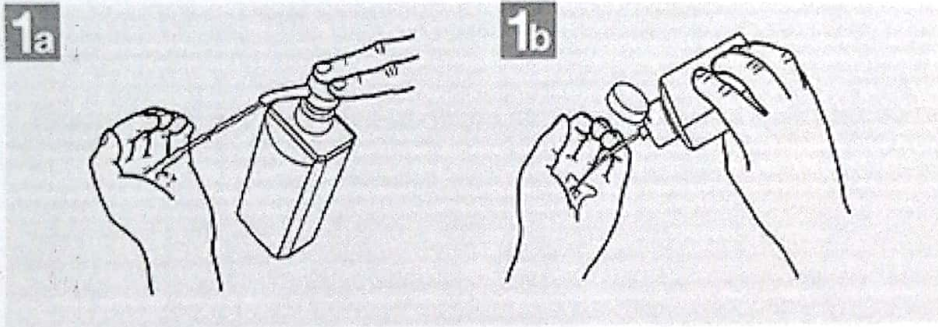
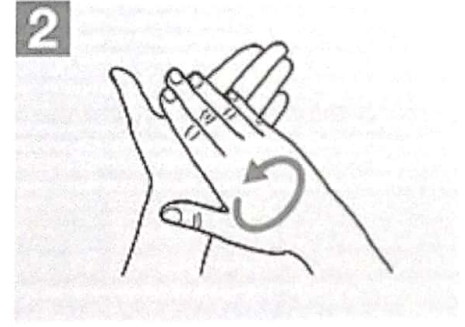


# DESINFECTAR MANOS CON GEL

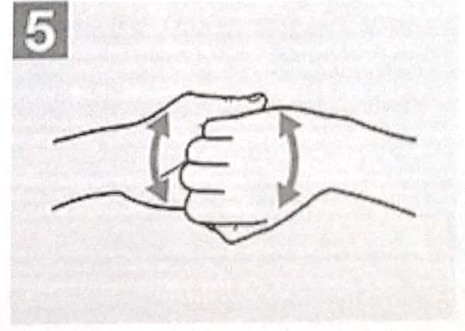
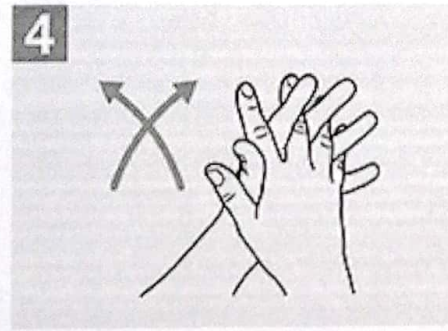
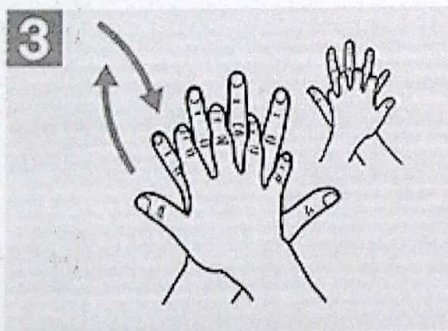
 Duración del procedimiento: 30 segundos.



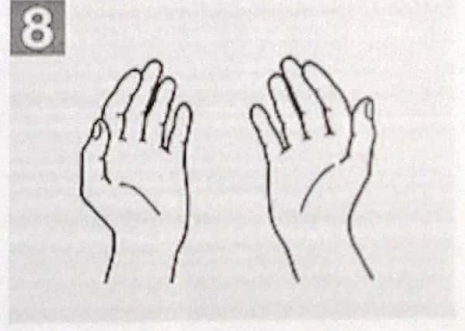
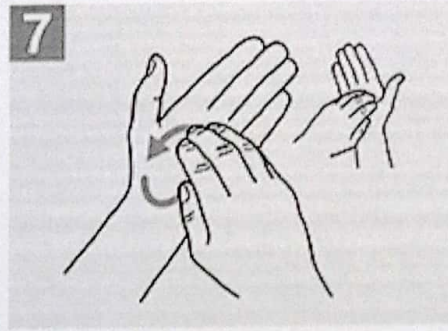

**1a** Deposite abundante gel en la palma de la mano



**2** Frote el gel en las palmas para generar fricción



Repita los procesos de frotación como si fuera un lavado con agua y jabón, en las zonas de las manos que corresponden



Siga de esa forma hasta el final y extienda las manos para secar.



World Health Organization

Patient Safety

A World Alliance for Safer Health Care

SAVE LIVES  
Clean Your Hands

All reasonable precautions have been taken by the World Health Organization to verify the information contained in this document. However, the published material is being distributed without warranty of any kind, either expressed or implied. The responsibility for the interpretation and use of the material lies with the reader. In no event shall the World Health Organization be liable for damages arising from its use.

WHO acknowledges the Hôpitaux Universitaires de Genève (HUG), in particular the members of the Infection Control Programme, for their active participation in developing this material.

May 2020